

Pendant light fitting

Series 6050/1, Series 6050/3



10336E00

- > Saltwater-resistant enclosure, aluminium alloy, optionally with painting
- > Mounting with ring bolts or tiltable mounting bracket
- > With connection box for easy installation
- > IP68 (10 m depth of immersion for 30 min) at size 1



	ATEX / IECEx					
Zone	0	1	2	20	21	22
For use in		x	x		x	x

Explosion Protection

Global (IECEx)

Gas and dust | IECEx PTB 06.0049X
Ex db eb IIC T3 to T6 ¹⁾ Gb
Ex tb IIIC T80 to T154°C ¹⁾ Db

Europe (ATEX)

Gas and dust | PTB 03 ATEX 1096
⊕ II 2 G Ex db eb IIC T3 to T6 ¹⁾ Gb
⊕ II 2 D Ex tb IIIC T80 to T154°C ¹⁾ Db
¹⁾ See selection table

Certifications and certificates

Certificates | IECEx, ATEX, China (China-Ex), EAC (TR)
Ship approval | GL

WebCode 6050A

Pendant light fitting

Series 6050/1, Series 6050/3

Selection Table

Version	Lamps ¹⁾	Lamp holder	Lamp wattage	Temperature class at Ta =		T _s max at Ta = 40 °C	Order number	Weight
				40 °C	50 °C			
Pendant light fitting Series 6050, size 1 up to 250 W; Zone 1, 21	QT	E27	150 W	T4	T4	--	6050/11...-11510-.0.-1	10.700
			205 W	T3	--	142 °C	6050/11...-12510-.0.-1	10.800
	HIE	E27	70 W	T5	T4	95 °C	6050/11...-2071..0.-1	10.700
			100 W	T4	T4	115 °C	6050/11...-2101..0.-1	11.100
			150 W	T4		130 °C	6050/11...-2151..0.-1	12.100
	HSE	E27	50 W	T5	T4	90 °C	6050/11...-3051..0.-1	10.250
70 W			T5	T4	95 °C	6050/11...-3071..0.-1	10.700	

Order Number Supplement

Suspension	two insert threads M8 in the cover of the light fitting	6050/111-.....	
	with additional mounting bracket (for ceiling and wall mounting)	6050/112-.....	2.100
Cable entries (in connection box)	2 x M25 x 1.5 (standard) → 1 x cable entry, 1 x stopping plug	6050/11.1-.....	
	2 x M20 x 1.5 → 1 x cable entry, 1 x stopping plug	6050/11.2-.....	0.560
	2 x NPT ¾" → 2 x threaded holes	6050/11.3-.....	
	2 x NPT 1" → 2 x threaded holes	6050/11.4-.....	
Compensation	without compensation	6050/11...-0-.....	
	with compensation	6050/11...-1-.....	
Wire guard	without wire guard	6050/11...-0-...	
	with wire guard	6050/11...-1-...	0.560
Switch-off on opening	without switch	6050/11...-0-	
Voltage	AC: 230 V ±6 %; 50 Hz	6050/11...-1	
	AC: 240 V ±6 %; 50 Hz	6050/11...-4	

- Notes:**
- ¹⁾ QT → Halogen lamp
 - HIE → Metal halide lamp
 - HSE → High-pressure sodium lamp
 - The pendant light fitting is unpainted; painting is possible (on request)
 - The pendant light fittings are supplied without lamps (see Accessories)
 - External reflector (see Accessories)

Pendant light fitting

Series 6050/1, Series 6050/3



Selection Table

Version	Lamps ¹⁾	Lamp holder	Lamp wattage	Temperature class at Ta =		T _{s max} at Ta = 40 °C	Order number	Weight kg
				40 °C	50 °C			
				Pendant light fitting Series 6050, size 3 up to 500 W; Zone 1, 21	HIE			
			400 W	T4	--	127 °C	6050/31...-2402...-0...-1	29.000
	HSE	E40	150 W	T5	T4	90 °C	6050/31...-3152...-0...-1	29.000
			250 W	T4	--	110 °C	6050/31...-3252...-0...-1	29.000
			400 W	T4	--	130 °C	6050/31...-3402...-0...-1	29.000

Order Number Supplement

Suspension	two insert threads M10 in the cover of the light fitting	6050/311.....	
	with additional mounting bracket (for ceiling and wall mounting)	6050/312.....	4.000
Cable entries (in connection box)	2 x M25 x 1.5 (standard) → 1 x cable entry, 1 x stopping plug	6050/31.1.....	
	2 x M20 x 1.5 → 1 x cable entry, 1 x stopping plug	6050/31.2.....	
	2 x NPT ¾" → 2 x threaded holes	6050/31.3.....	
	2 x NPT 1" → 2 x threaded holes	6050/31.4.....	
Compensation	without compensation	6050/31.....0.....	
	with compensation	6050/31.....1.....	
Wire guard	without wire guard	6050/31.....-0.....	
	with wire guard	6050/31.....-1.....	1.450
Switch-off on opening	without switch	6050/31.....-0..	
Voltage	AC: 230 V ±6 %; 50 Hz	6050/31.....-1	
	AC: 240 V ±6 %; 50 Hz	6050/31.....-4	

- Notes:**
- ¹⁾ QT → Halogen lamp
 - HIE → Metal halide lamps
 - HSE → High-pressure sodium lamps
 - The pendant light fitting is unpainted; painting is possible (on request)
 - The pendant light fittings are supplied without lamps (see Accessories)
 - External reflector (see Accessories)

E2

Pendant light fitting

Series 6050/1, Series 6050/3

Technical Data

Electrical data

Rated operational voltage U_e	6050/.....-1: 230 V AC ($\pm 6\%$), 50 Hz				
Rated current	Lamp type ^{*)}	Lamp holder	Wattage	Luminous flux	I_N (compensated)
	QT	E27	150 W	2870 lm	0.65 A
		E27	205 W	4200 lm	0.95 A
		E40	500 W	10250 lm	2.27 A
	HIE	E27	70 W	5100 lm	0.43 A
		E27	100 W	7700 lm	0.55 A
		E27	150 W	11500 lm	0.80 A
		E40	250 W	19000 lm	1.35 A
		E40	400 W	34000 lm	2.10 A
	HSE	E27	50 W	4000 lm	0.30 A
		E27	70 W	5600 lm	0.38 A
		E40	150 W	15000 lm	0.80 A
		E40	250 W	27000 lm	1.35 A
		E40	400 W	48000 lm	1.97 A
	^{*)} QT Halogen lamp				
	HSE High-pressure sodium vapour lamp				
	HIE Metal halide lamp				
	Nominal current compensated gas discharge lamps ($\lambda > 0.9$)				
Power factor	$\cos \varphi \geq 0.9$ (compensated)				
Disconnection of the light	2-pole; when opening safety glass cover (option)				

Ambient conditions

Ambient temperature		Gas-Ex-area		Dust-Ex-area
Size 1	QT	150 W	-60 to +50 °C	-50 to +50 °C
		250 W	-60 to +40 °C	-50 to +40 °C
	HIE	70 W	-60 to +50 °C	-50 to +50 °C
		100 W	-60 to +50 °C	-50 to +50 °C
		150 W	-60 to +40 °C	-50 to +40 °C
	HSE	50 W	-60 to +50 °C	-50 to +50 °C
		70 W	-60 to +50 °C	-50 to +50 °C
Size 3	HIE	250 W	-20 to +40 °C	
		400 W	-20 to +40 °C	
	HSE	150 W	-20 to +50 °C	
		250 W	-20 to +40 °C	
		400 W	-20 to +40 °C	

Mechanical data

Degree of protection	IP66; IP68 size 1 only (IEC 60598)
Protection class	I (internal + external PE / PA connection)
Material	
Enclosure material	Light metal
Protective glass	Temperature-resistant pressed glass
Cover seal	NBR
Internal reflector	High-polished aluminium
External reflector	Highest grade aluminium
Wire guard	Steel wire (stainless steel)
Enclosure lock	M4, Torx screw head

Pendant light fitting

Series 6050/1, Series 6050/3








Technical Data

Mounting / Installation

Position of normal use	Pendant mounting or slewing range $\pm 40^\circ$
Cable entry	
Standard	2 x M25 x 1.5; 1 x cable entry $\varnothing 7$ to 17 mm, 1 x stopping plug
Special	- 2 x M20 x 1.5; 1 x cable entry $\varnothing 6$ to 13 mm, 1 x stopping plug - 2 x NPT $3/4"$ threaded holes - 2 x NPT 1" threaded holes
Connection option	L1 + N + PE for 4 mm ² solid / finely stranded
Mounting	via 2 x M8 / 2 x M10 thread inserts in the cover of the light fitting alternatively: via additional mounting bracket (stainless steel), adjustable in 10° steps
Wire guard and external reflector	can easily be mounted later using an M6 mounting screw

E2



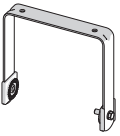
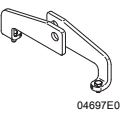
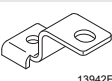



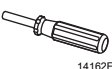
Accessories and Spare Parts

Designation	Illustration	Description				Art. no.	Weight kg	
		Power	Lamp holder	Voltage	Light current			
Halogen lamp QT	 05355E00	150 W	E27	230 V	2870 lm	207458	0.080	
		205 W	E27	230 V	4200 lm	203469	0.100	
		500 W	E40	230 V	10250 lm	108874	0.120	
High-pressure sodium lamp HSE	 04963E00	70 W	E27	230 V	5600 lm	109105	0.054	
		150 W	E40	230 V	14500 lm	108900	0.285	
		250 W	E40	230 V	27000 lm	108901	0.173	
		400 W	E40	230 V	48000 lm	108903	0.235	
High-pressure sodium lamp HSE (TwinArc)	 04963E00	50 W	E27	230 V	4000 lm	109493	0.070	
		70 W	E27	230 V	6500 lm	109494	0.059	
		150 W	E40	230 V	17000 lm	109496	0.160	
		250 W	E40	230 V	32000 lm	109497	0.195	
		400 W	E40	230 V	55000 lm	109498	0.237	
Metal halide lamp HIE	 04963E00	70 W	E27	230 V	5100 lm	109307	0.073	
		100 W	E27	230 V	7700 lm	109308	0.101	
		150 W	E27	230 V	11500 lm	109309	0.110	
		250 W	E40	230 V	19000 lm	108884	0.200	
		400 W	E40	230 V	34000 lm	108885	0.242	
Protective glass	 10291E00	Protective glass with fixing-ring						
						for 6050/11	118569	3.380
						for 6050/31	118577	7.892

Pendant light fitting

Series 6050/1, Series 6050/3

Accessories and Spare Parts

Designation	Illustration	Description	Art. no.	Weight kg	
External reflector	 10288E00	Complete with mounting parts Material: high-polished aluminium			
		for 6050/11 and 6050/51, spot beam	118558	0.216	
		for 6050/31, broad beam	118572	0.670	
Wire guard	 10289E00	Complete with mounting parts Material: steel wire, stainless steel			
		for 6050/11	118554	0.560	
Mounting bracket	 10287E00	Complete; stainless steel (for additional mounting)			
		for 6050/11 and 6050/6	118557	2.100	
Single-point mounting fixture	 04697E00	The stainless steel mounting fixture is fastened to the enclosure of the pendant light fitting Series 6050 by means of two stainless steel screws M8.			
		for 6050/11 and 6050/6	118571	0.374	
Ceiling mount	 13942E00	For direct installation of the light on the ceiling			
		for 6050/11 and 6050/51 1 pair	167641	0.150	
Ring bolt	 05378E00	M8, direct mounting in insert nuts, 1 pair	115736	0.115	
		M10, direct mounting in insert nuts, 1 pair	118560	0.210	
Cable gland	 02055E00	of moulded material, Series 8161			
		8161/7-M25-1707 7 to 17 mm ²	50 pieces (delivery lot ^{*)}	239157	0.019
Stopping plug	 04840E00	8161/7-M20-1304 4 to 13 mm ²	50 pieces (delivery lot ^{*)}	239156	0.013
		of moulded material, Series 8290			
		8290/3-M20 1 piece	143522	0.005	
		8290/3-M20 100 pieces	143543	0.500	
		8290/3-M25 x 1.5 1 pieces	143524	0.007	
Rotary actuator	 14162E00	8290/3-M25 100 pieces	143544	0.700	
		To tighten the protective glass			
			2 pieces	203994	0.150

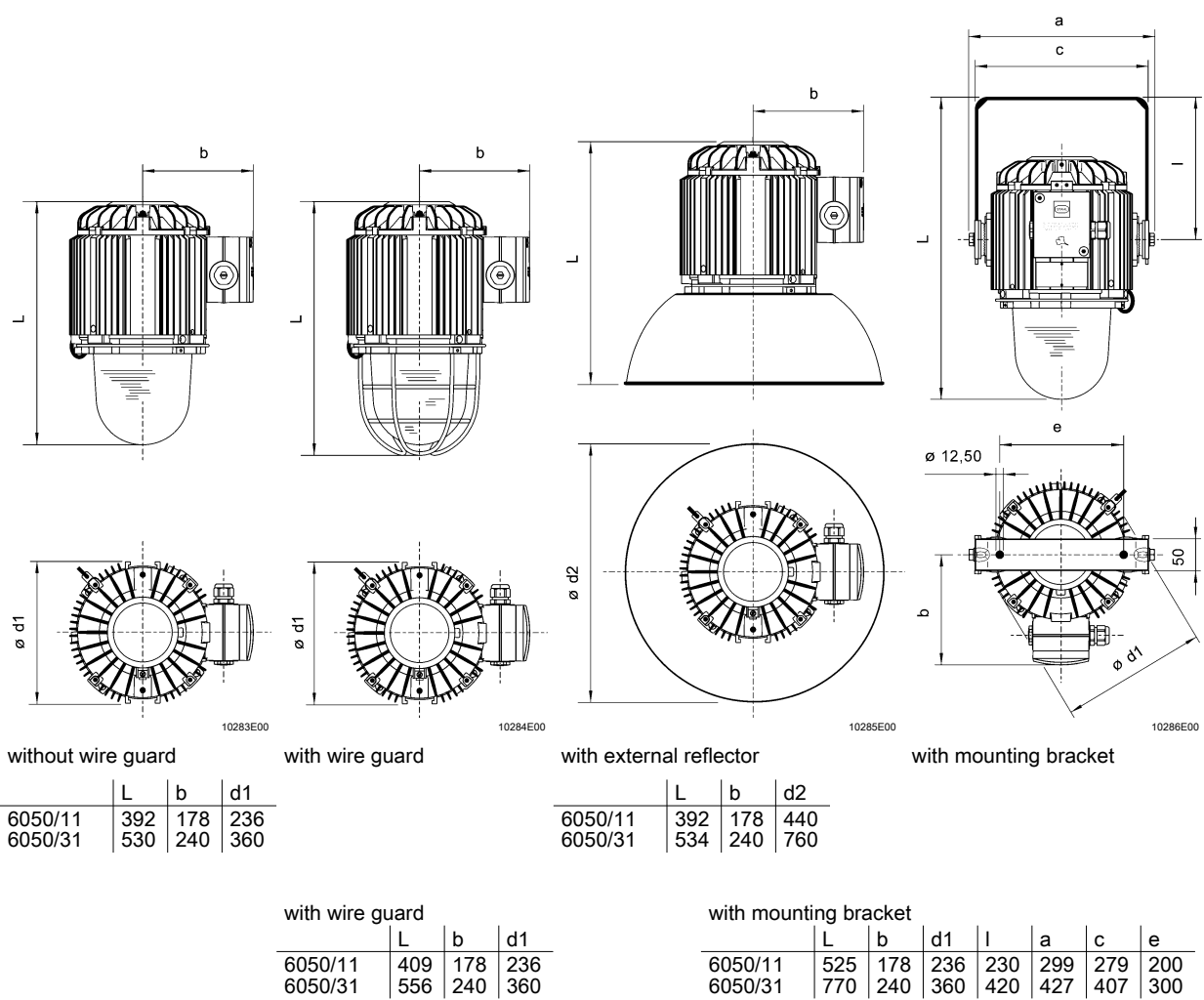
Pendant light fitting

Series 6050/1, Series 6050/3



Dimensional drawings (all dimensions in mm [inches]) – Subject to modification

E2



Pendant light fitting Series 6050/1 and 6050/3

We reserve the right to make alterations to the technical data, dimensions, weights, designs and products available without notice. The illustrations cannot be considered binding.