



- Suitable for wall, ceiling and suspended mounting
- Operating modes: Continuous mode, continuous mode with switchable emergency lighting
- With function and rated operating time test with optional DALI technology
- Large recognition range $d \geq 30$ m
- Emergency exit signs with suspended panel so that they can be read from both sides
- Lightweight, robust and compact design

WebCode 6109A



C-LUX 6109 series compact emergency luminaires can be used for emergency lighting, as well as for indication or escape route luminaires.

	IECEX / ATEX					
Zone	0	1	2	20	21	22
Installation in		•	•		•	•

Selection Table							
Lamp	LED						
Figure	Version	Colour temperature	Luminous flux	Control interface	Product Type	Art. No.	Weight kg
	escape downstairs, single-sided	-	-	without	6109/111-0101-160-0111-11-1850-D11	273139	4.000
		-	-	DALI	6109/111-0111-180-0111-11-1850-D11	273144	4.000
	escape to the left, single-sided	-	-	without	6109/111-0101-160-0111-11-1850-B11	273137	4.000
		-	-	DALI	6109/111-0111-180-0111-11-1850-B11	273142	4.000
	escape to the left/right, double-sided	-	-	without	6109/111-0101-160-0111-11-1850-A21	273140	4.000
		-	-	DALI	6109/111-0111-180-0111-11-1850-A21	273145	4.000
	escape to the right, single-sided	-	-	without	6109/111-0101-160-0111-11-1850-A11	273136	4.000
		-	-	DALI	6109/111-0111-180-0111-11-1850-A11	273141	4.000
	escape upstairs, single-sided	-	-	without	6109/111-0101-160-0111-11-1850-C11	273138	4.000
		-	-	DALI	6109/111-0111-180-0111-11-1850-C11	273143	4.000
	with deflection optics 0-60°	5000 K	490 lm	without	6109/111-0101-160-0111-11-A850-001	273134	3.440
		5000 K	490 lm	DALI	6109/111-0111-180-0111-11-A850-001	273135	3.440

Selection Table

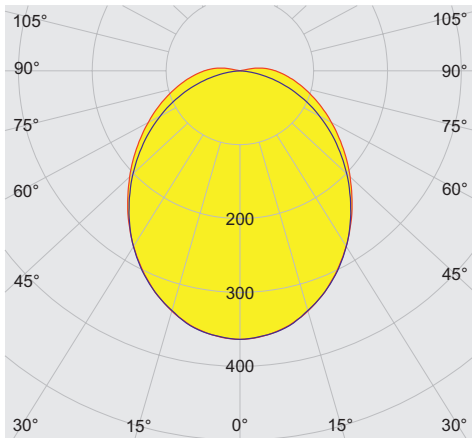
Lamp		LED					
Figure	Version	Colour temperature	Luminous flux	Control interface	Product Type	Art. No.	Weight kg
	with diffuser 2 x 40°	5000 K	600 lm	without	6109/111-0101-160-0111-11-4850-001	273132	3.400
		5000 K	600 lm	DALI	6109/111-0111-180-0111-11-4850-001	273133	3.400
	without diffuser 15°	5000 K	775 lm	without	6109/111-0101-160-0111-11-0850-001	274678	3.330
		5000 K	775 lm	DALI	6109/111-0111-180-0111-11-0850-001	274680	3.330

Technical Data

Variant	Control interface: DALI	Control interface: without
Explosion Protection		
IECEX gas explosion protection	Ex db eb ib op is IIC T4 Gb	Ex db eb ib op is IIC T4 Gb
IECEX dust explosion protection	Ex tb op is IIIC T100 °C Db	Ex tb op is IIIC T100 °C Db
ATEX gas explosion protection	Ⓔ II 2 G Ex db eb ib op is IIC T4 Gb	Ⓔ II 2 G Ex db eb ib op is IIC T4 Gb
ATEX dust explosion protection	Ⓔ II 2 D Ex tb op is IIIC T100 °C Db	Ⓔ II 2 D Ex tb op is IIIC T100 °C Db
Certificates	ATEX (IBE), IECEX (IBE)	ATEX (IBE), IECEX (IBE)
Electrical Data		
Battery version	NiCd battery, gas-tight	NiCd battery, gas-tight
Battery capacity	2.2 Ah	2.2 Ah
Frequency range	50 – 60 Hz	50 – 60 Hz
Operating voltage AC	100...240 V ± 10%	100...240 V ± 10%
Operating voltage AC max.	264 V	264 V
Ambient Conditions		
Ambient temperature	-30°C ... +60°C Note: Through wiring max. 3x16 A -30°C ... +50°C Note: Through wiring 2 max. 3x10 A	-30°C ... +60°C Note: Through wiring max. 3x16 A -30°C ... +50°C Note: Through wiring 2 max. 3x10 A
Lighting Data		
Operating time	1.5 / 3h emergency lighting operation	1.5 / 3h emergency lighting operation
Emergency light output	25 % - 3 h 50 % - 1.5 h	25 % - 3 h 50 % - 1.5 h
Mechanical Data		
Silicon free	w/o Influence on paint wetting	w/o Influence on paint wetting
Degree of protection IP (IEC 60598)	IP66 / IP67	IP66 / IP67
Protection class	I	I
Enclosure material	Thermoset	Thermoset
Cover material	polycarbonate	polycarbonate
Sealing material	Silicone	Silicone
Installed terminal strip	PE+N+L1+L2+L3+L"+D1+D2	PE + N + L1 + L2 + L3 + L"
Connection terminals solid max.	6 mm ²	6 mm ²
Connection terminals finely-stranded max.	4 mm ²	4 mm ²
Type of connection cable	Finely stranded Solid	Finely stranded Solid
Impact strength (IK code)	IK08 (IEC 62262)	IK08 (IEC 62262)
Enclosure colour	Light grey (RAL 7035)	Light grey (RAL 7035)
Disconnection of the luminaire	No	No
Components		
Threaded plate	2x plastic	2x plastic
Ballast	6046/311-841-061 NLE DALI	6046/311-841-060 NLE Standard
Through wiring	Loop in/loop out wiring	Loop in/loop out wiring

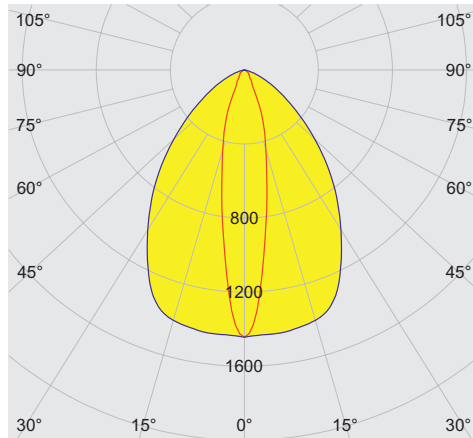
Technical Data		
Variant	Control interface: DALI	Control interface: without
Components		
Drilled holes	3 x M25	3 x M25
Cable entries	2 x M25 Ø 7 – 17 mm	2 x M25 Ø 7 – 17 mm
Stopping plug	2 x M25 x 1.5	2 x M25 x 1.5
Stopping plug material	Polyamide, black	Polyamide, black
Accessories	Provided	Provided

Light Distribution Curves – Subject to Alterations



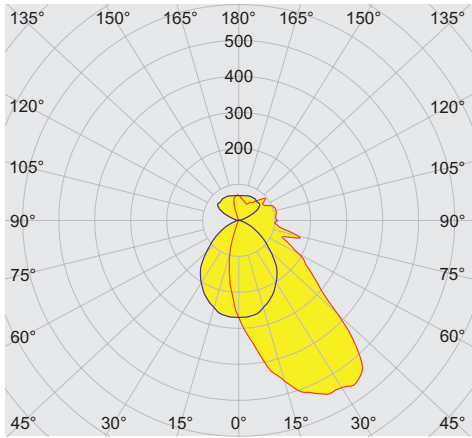
cd/klm η = 99%
— C0 - C180 — C90 - C270

With diffuser



cd/klm η = 98%
— C0 - C180 — C90 - C270


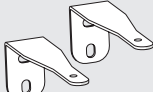
Without diffuser



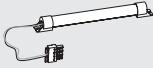











cd/klm η = 99%
— C0 - C180 — C90 - C270

Asymmetric

Accessories

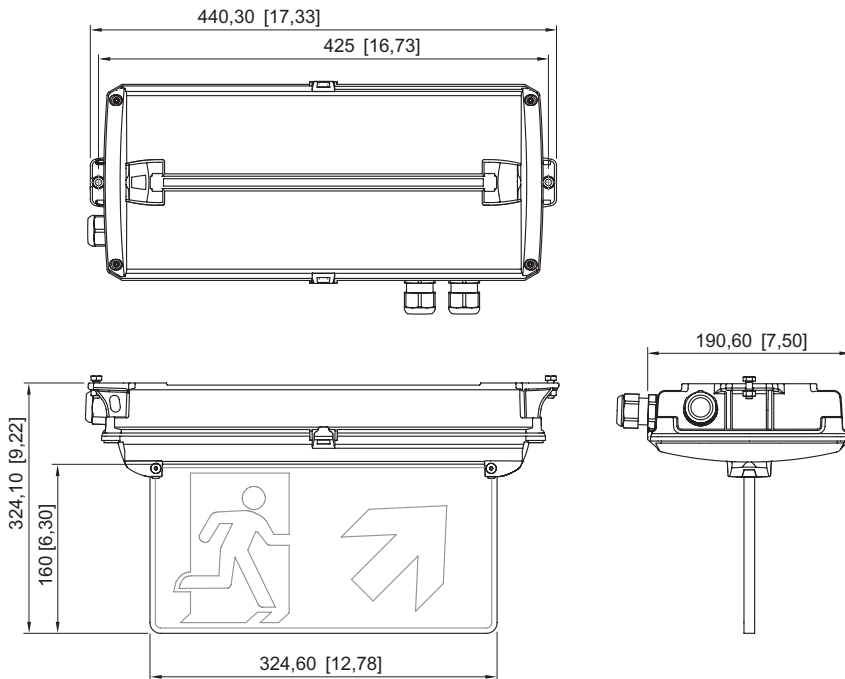
Figure	Description	Art. No.	Weight kg
Fastening set			
	for chain/rope assembly	275407	-
	for wall mounting	275408	0.400

Spare Parts

Figure	Description	Art. No.	Weight kg
Battery set			
	NiCd battery, gas-tight; 2.2 Ah / 6 V	273190	-
Light Panel			
	Escape route, down	274776	0.625
	Escape route, up	274758	0.625
	Escape route, down double-sided	274780	0.625
	Escape route, up double-sided	274772	0.625
	Escape route, left	274757	0.625
	Escape route, right	274775	0.625
	Escape route left/right double-sided	274773	0.625
	Escape route stairs, down left	274777	0.625
	Escape route stairs, down right	274778	0.625
	Escape route stairs, down double-sided	274779	0.625
	Escape route stairs, up left	274759	0.625

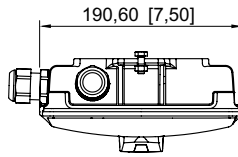
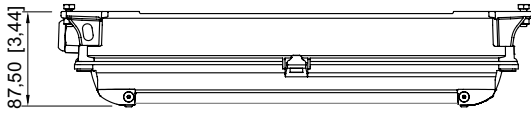
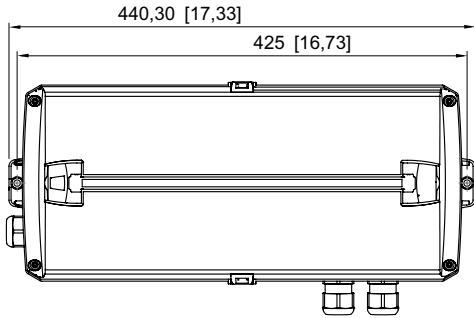
Spare Parts			
Figure	Description	Art. No.	Weight kg
Light Panel			
	Escape route stairs, up right	274760	0.625
	Escape route stairs, up double-sided	274771	0.625
	EXIT	275514	0.625
	Escape route double sided	275872	0.625
Optic			
	Diffuser	274756	-
	Deflection optics	274781	-

Dimensional Drawings (All Dimensions in mm [inches]) – Subject to Alterations

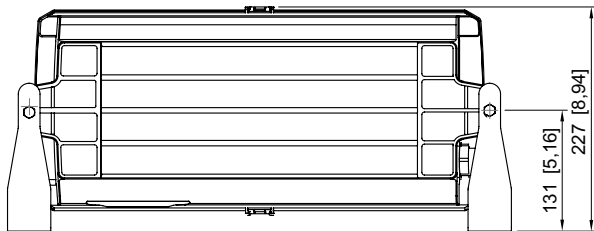
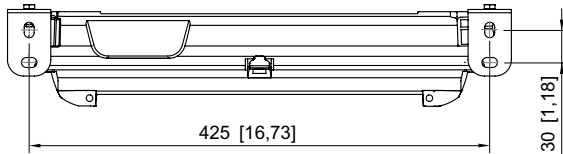


with escape sign

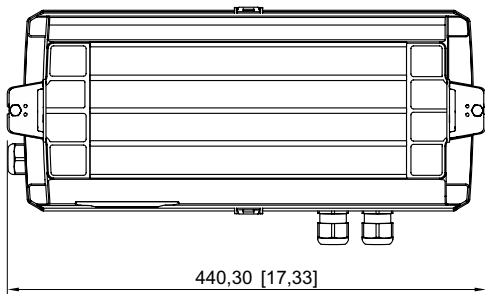
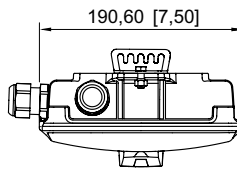
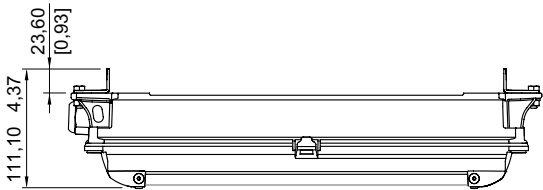
E2



without escape sign



with mounting brackets



for rope/chain mounting