


Compact Sheet-steel Emergency Light Fitting Series 6118/1



18249E00

- > Electronic ballast with integrated emergency light electronics for emergency light mode in case of power failure, charging of battery and automatic testing.
- > Tests
 - with weekly functional test
 - with annual rated operating time test
- > With discharge protection and charging voltage limitation
- > For fluorescent lamps 8 W
- > Central locking
- > Powder-coated steel or stainless steel



Series 6118 compact emergency light fittings in sheet steel can be used for safety lighting as well as illuminated signs or safety lights. The light fittings are preferably used in spraying and painting installations as well as in clean rooms.

Zone	ATEX / IECEx					
	0	1	2	20	21	22
6118/1: for use in		x	x		x	x

Explosion Protection

Global (IECEx)

Gas and dust | IECEx BVS 16.0039
Ex e d mb IIC T4 Gb
Ex tb IIIC T80°C Db

Europe (ATEX)

Gas and dust | BVS 16 ATEX E 051
⊕ II 2G Ex e d mb IIC T4 Gb
⊕ II 2D Ex tb IIIC T80°C Db

Certifications and certificates

Certificates | IECEx, ATEX, India (PESO)

WebCode 6118B

Compact Sheet-steel Emergency Light Fitting

Series 6118/1

Selection Table

Version	Rated operational voltage	Cable glands	Enclosure	Order number	Art. no.	Weight
6118/1 delivery with battery	220 ... 240 V AC	M25 Plastic	Sheet Steel	6118/1118-1801-1740-7111	252442	6.800
			Stainless Steel SS316L	6118/1118-1801-1740-7114	252448	7.000
		M20 Metal	Sheet Steel	6118/1118-1802-1740-7111	252443	6.800
			Stainless Steel SS316L	6118/1118-1802-1740-7114	252449	7.000
	110 ... 127 V AC	M20 Metal	Sheet Steel	6118/1118-1802-1640-7111	252446	6.800
			Stainless Steel SS316L	6118/1118-1802-1640-7114	252452	7.000
6118/1 delivery without battery	220 ... 240 V AC	M25 Plastic	Sheet Steel	6118/1118-1801-1740-7011	252444	6.800
			Stainless Steel SS316L	6118/1118-1801-1740-7014	252450	7.000
		M20 Metal	Sheet Steel	6118/1118-1802-1740-7011	252445	6.800
			Stainless Steel SS316L	6118/1118-1802-1740-7014	252451	7.000
	110 ... 127 V AC	M20 Metal	Sheet Steel	6118/1118-1802-1640-7011	252447	6.800
			Stainless Steel SS316L	6118/1118-1802-1640-7014	252453	7.000

Note

Delivery with Battery:

- The battery is integrated in the luminaire.
- The battery must be charged within 26 weeks after delivery by means of operating the luminaire.

Delivery without battery:

- The battery must be ordered separately!
- Useful when commissioning is carried out later than 26 weeks after delivery.

The light fittings are delivered without lamps, mounting material, escape and information sign. These accessories must be ordered separately!

Technical Data

Electrical data

Ballast

	6118/1...-6..-....	6118/1...-7..-....
Quantity EB	1	1
Lamp start	Cold start	Cold start
Voltage	110 ... 127 V ± 10 % AC	220 ... 240 V ± 10 % AC
Frequency	50 ... 60 Hz	50 ... 60 Hz
Lamp standard	IEC 60081	IEC 60081
Lamp power	1 x 8 W	1 x 8 W
Nominal current	93 mA ± 10 % at 120 V	45 mA ± 10 % at 230 V

Inrush current

	6118/1...-6..-....	6118/1...-7..-....
I_{peak}	15.5 A	32.4 A
Δt	126 μs	130 μs

maximum number of luminaires per miniature circuit breaker:

Type	6118/1...-6..-.... at 120 V			6118/1...-7..-.... at 230 V		
	10 A	16 A	20 A	10 A	16 A	20 A
B	27	44	55	13	20	25
C	46	73	92	21	34	42

Power factor $\cos \varphi$

≥ 0.95

Ambient conditions

Operating temperature range

- 20 °C ... + 50 °C
- 5 °C ... + 50 °C optimal ambient temperature for the battery

Storage temperature

- 25 °C ... + 55 °C

Compact Sheet-steel Emergency Light Fitting

Series 6118/1



E2

Technical Data

Mechanical data

Degree of protection	IP65 IP64 when using 8162 breather IP66 when using mounting or cover frame (IEC 60598)
Protection class	I (with internal PE-terminal)
Impact strength (IK code)	IK10 (IEC 62262)
Material	
Enclosure	Sheet-steel, powder-coated, white, similar to RAL 9016 Stainless steel SS316L (V4A 1.4404) brushed
Lens	Safety glass
Seal	Foamed silicone seal in luminaire enclosure
Luminaire locking	Central locking; glass cover hinged for access

Mounting / Installation

Cable glands	1x M20/M25 left and 2x M20/M25 right, 2x cable glands and 2 stopping plugs as standard
Connection	Spring clamp terminal 0.5 to 4 mm ² 4-pole (2 x L1, 2 x L', 2 x N, 2 x PE) 6-pole (2 x L1, 2 x L', 2 x L2, 2 x L3, 2 x N, 2 x PE)
Through wiring	Screw terminal 0.75 to 4 mm ² solid / stranded 0.75 to 6 mm ² solid 4-pole (2 x L1, 2 x L', 2 x N, 2 x PE) 6-pole (2 x L1, 2 x L', 2 x L2, 2 x L3, 2 x N, 2 x PE)
Assembly	Loop in/loop out possible up to 12 A max. Wall mounted luminaire M8 threads on both sides of the luminaire for mounting of wall mounting brackets. Recessed light fitting: Variant 1: mounting frame attached to enclosure using M6 screws Variant 2: mounting frame welded to enclosure Note: For both installation versions, the luminaires must either be mounted on the back or the sides of the luminaire using the M8 threads.

Emergency light electronics

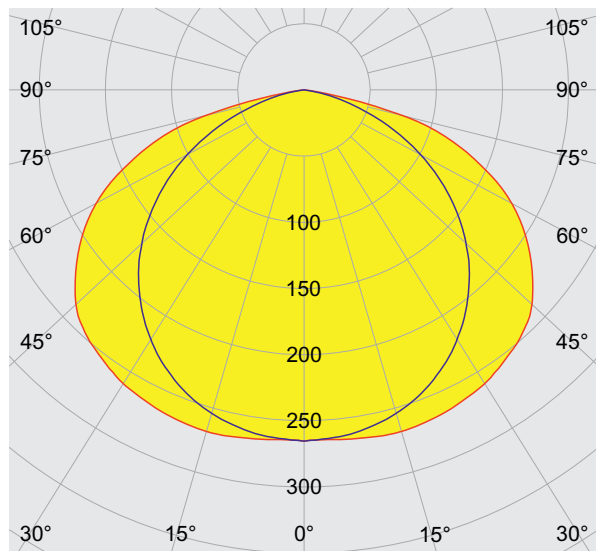
Emergency light mode	In case of power failure the lamp is supplied by the battery		
Emergency light service time	at optimal ambient temperature of the battery:		
	Battery capacity	Emergency light operation time	Emergency light output
	2.5 Ah	1.5 h	8 W
		3.0 h	70 %
Switchover voltage	from mains to battery operation at $U < 0,74 \times U_N$ from battery to mains operation at $U > 0,8 \times U_N$		

Battery set

Version	NiCd battery, gas tight, built into light fitting
Operating voltage	6 V
Capacity	2.5 Ah
Replacing the battery set	When central lock is opened battery set is de-energized; it can be removed from the housing by unplugging its removable contact

Compact Sheet-steel Emergency Light Fitting Series 6118/1

Light distribution curves



cd/klm

$\eta = 88\%$


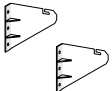


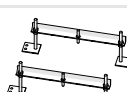
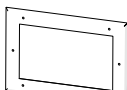
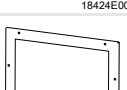
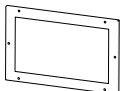
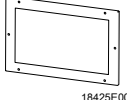
— C0 - C180

— C90 - C270

18292E00

1x 8 W

Accessories and Spare Parts

















Designation	Figure	Description	Art. no.	Weight kg
Ring bolts	 05378E00	M8, direct mounting in insert nuts, 1 pair	115736	0.112
Mounting accessories	 18428E00	Mounting bracket for swivel-mounting of light fitting on walls or ceilings. Material: sheet steel, powder-coated	226700	1.533
	 18427E00	Mounting bracket "short" for direct wall or ceiling mounting. Material: Stainless steel SS304 (V2A or 1.4301)	253817	0.400
	 18426E00	C-LUX adaptor Mounting bracket "short" for mounting of luminaire on existing fastening points of the compact light fitting C-LUX. Material: Stainless steel SS304 (V2A or 1.4301)	253818	0.250
	 18429E00	Fastening set for wall and ceiling mounting of light fitting. Material: sheet steel	230082	1.444
Mounting frame (meets IP66)	 18424E00	for wall and ceiling mounting Material: sheet steel, powder-coated	253591	0.980
	 18425E00	for wall and ceiling mounting Material: stainless steel SS316L (V4A or 1.4404)	253593	1.050
Cover frame (meets IP66)	 18425E00	for pendant, wall and ceiling mounting Material: sheet steel, powder-coated	253594	0.740
	 18425E00	for pendant, wall and ceiling mounting Material: stainless steel SS316L (V4A or 1.4404)	253596	0.760

Compact Sheet-steel Emergency Light Fitting

Series 6118/1



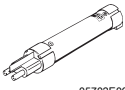

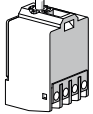
Accessories and Spare Parts

Designation	Figure	Description	Art. no.	Weight kg
Emergency exit sign		Adhesive foil, to stick on the glass cover Size (l x h): 392 x 232 mm Recognition distance: e = 42 m		
	 03018E00	Colours Sign white Background green	1 pc. 221481	
	 08484E00	Colours Sign white Background green	1 pc. 221479	
	 08482E00	Colours Sign white Background green	1 pc. 221478	
	 08483E00	Colours Sign white Background green	1 pc. 247460	
	 08487E00	Colours Sign white Background green	1 pc. 221485	
	 08486E00	Colours Sign white Background green	1 pc. 221483	
	 08485E00	Colours Sign white Background green	1 pc. 221484	
	 08488E00	Colours Sign white Background green	1 pc. 221482	
	 03203E00	Colours Sign green Background white	1 pc. 221585	
	 09020E00	Colours Sign green Background white	1 pc. 221583	
	 03208E00	Colours Sign green Background white	1 pc. 221584	
	 12615E00	Colours Sign green Background white	1 pc. 221582	
	 12618E00	Colours Sign red Background white	1 pc. 221581	
	 12618E00	Colours Sign red Background white	1 pc. 221579	
	 12617E00	Colours Sign red Background white	1 pc. 221580	
	 12619E00	Colours Sign red Background white	1 pc. 221578	

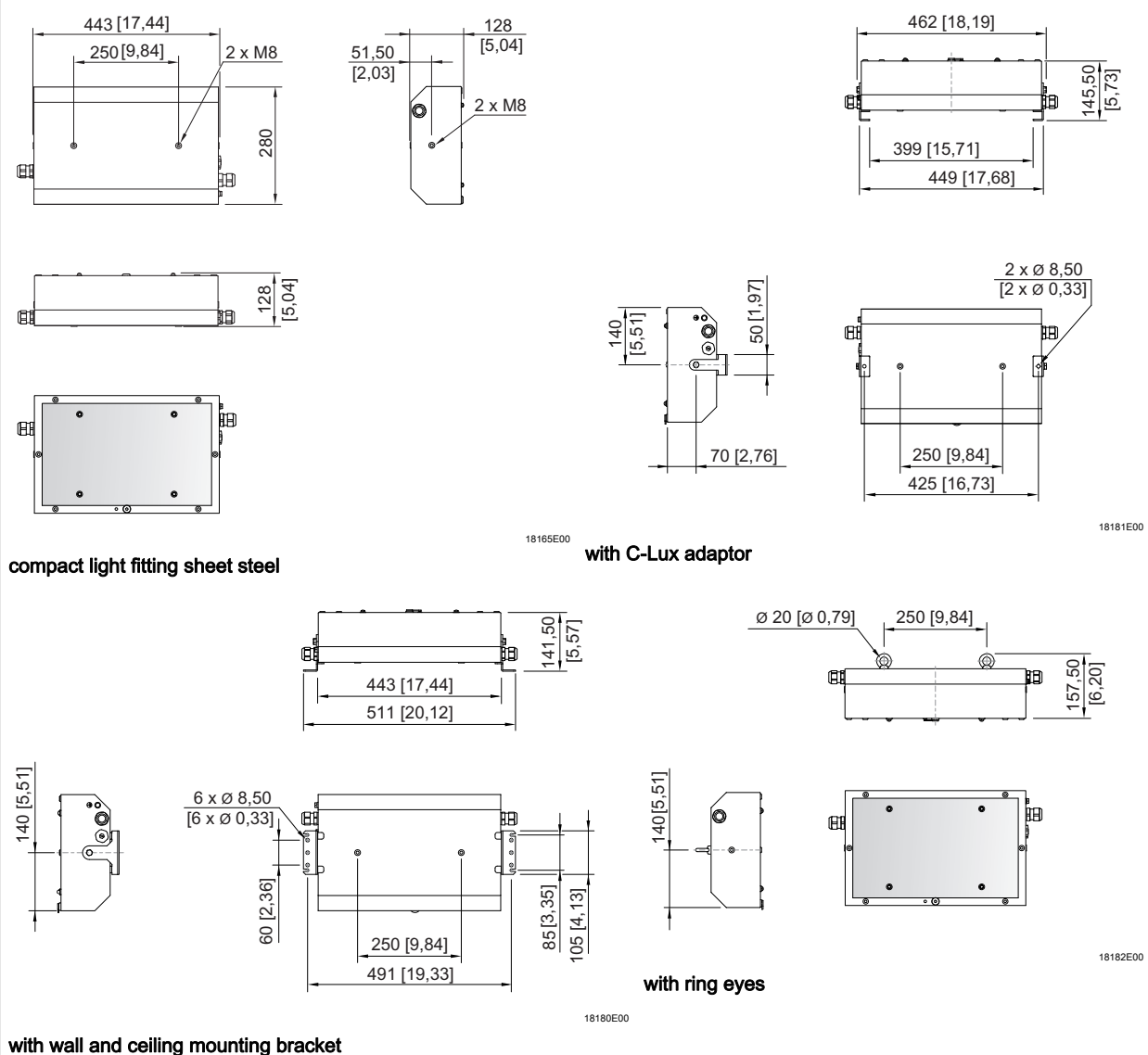
E2

Compact Sheet-steel Emergency Light Fitting Series 6118/1

Accessories and Spare Parts

Designation	Figure	Description	Art. no.	Weight kg
Battery set	 05702E00	NiCd-battery 2.5 Ah / 6 V	1 pc	0.480
Fluorescent lamps	 04936E00	Colour of light cool white Light flux 450 lm	10 pcs	0.415
Switch	 10809E00	Switching element 8080/1-3-L, 2 normally closed contacts	132527	0.026

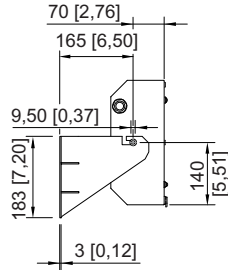
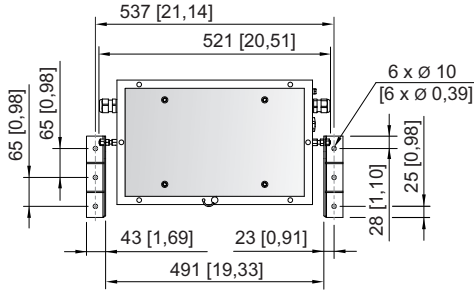
Dimensional drawings (All dimensions in mm [inches]) – Subject to modifications



Compact Sheet-steel Emergency Light Fitting Series 6118/1

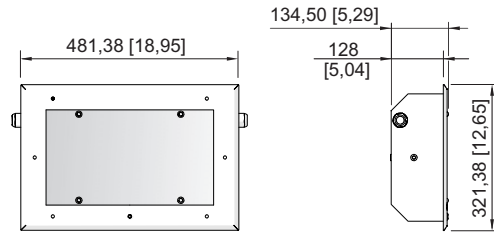
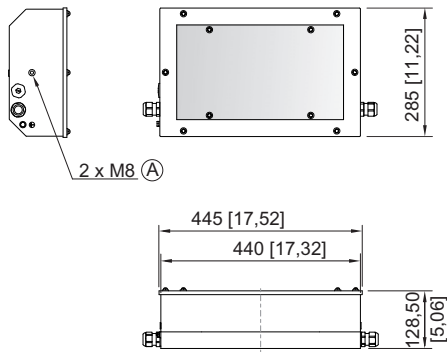


Dimensional drawings (All dimensions in mm [inches]) – Subject to modifications



18166E00

with wall mounting bracket (luminaire swivel-mounted)

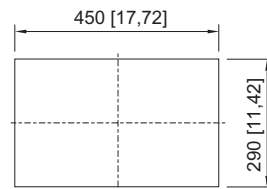
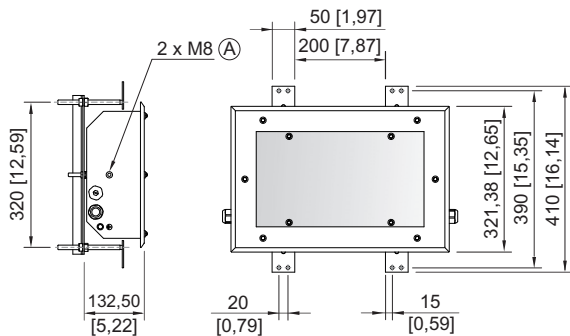


18164E00

with mounting frame (fullfil IP66)

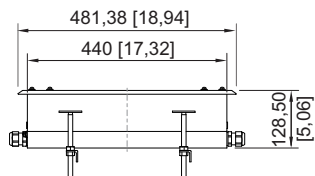
18183E00

with cover frame for IP66



cut-out

18167E00



18184E00

with fastening set for wall and ceiling mounting

A - Insert nut sealed with blind plug

We reserve the right to make alterations to the technical data, dimensions, weights, designs and products available without notice. The illustrations cannot be considered binding.