

Actuators

Series 8602/3



www.stahl.de



- > Large selection of actuators
 - Pushbuttons
 - Mushroom pushbuttons
 - Rotary actuators
 - Key-operated switches
 - Mushroom stay-put buttons with key lock
 - Mushroom stay-put buttons
 - Twin pushbuttons
 - Illuminated pushbuttons
 - Potentiometer bezels
 - Indicator lamp bezels
- > IP66 according to EN 60529



E4

Thanks to their special technical features, the actuators from the 8602/3 series can withstand the most extreme conditions. In addition to the application option for use in ambient temperatures from -60 °C to +70 °C, the IP degree of protection, IP66, is maintained in accordance with EN60529. It is also possible to actuate up to four contact elements from the 8082 series with a single axial actuator from the 8602/3 series. The coding option of the key switches and rotary switches is innovative and one-of-a-kind. Integrated coding allows you to adjust the "latching/spring return" and / or "key not removable" functions at any time without additional accessories. A versatile set of accessories consisting of label holders and locking devices is available.








Zone	ATEX / IECEx					
	0	1	2	20	21	22
For use in		x	x		x	x

WebCode 8602A

Actuators

Series 8602/3

Selection Table









Version	Picture	Assembly	Description	Order number	Weight kg
Pushbutton		001	with BK button label; select other labels from the accessories	8602C3-001-B	0.034
				8602C3-001-S	0.034
Mushroom pushbutton		003	39 mm mushroom diameter, black, with black button label; select other labels from the accessories	8602C3-003-B	0.050
				8602C3-003-S	0.050
		004	39 mm mushroom diameter, red / black, with red button label; select other labels from the accessories	8602C3-004-B	0.050
				8602C3-004-S	0.050
		014	55 mm mushroom diameter, red / black, with red button label; select other labels from the accessories	8602C3-014-B	0.055
8602C3-014-S				0.055	
	703	55 mm mushroom diameter, black, with black button label; select other labels from the accessories	8602C3-703-B	0.055	
			8602C3-703-S	0.055	
Mushroom stay-put button with key lock		006	39 mm mushroom diameter, red / black, with MS1 locking device	8602C3-006-B	0.075
				8602C3-006-S	0.075
			39 mm mushroom diameter, red / black, MS locking device (specify as text when placing an order)	8602C3-006-B	0.075
				8602C3-006-S	0.075
		009	39 mm mushroom diameter, red / yellow, with yellow backing plate, for EM-STOP function, with MS1 locking device	8602C3-009-B	0.075
				8602C3-009-S	0.075
39 mm mushroom diameter, red / yellow, with yellow backing plate, for EM-STOP function, MS locking device (specify as text when placing an order)	8602C3-009-B	0.075			
	8602C3-009-S	0.075			
Order Number Supplement					
Sealing material	Silicone-free (NBR)			8602C3-xxx-B	
	Silicone			8602C3-xxx-S	

Actuators

Series 8602/3



Selection Table





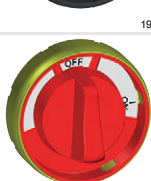



Version	Picture	Assembly	Description	Order number	Weight kg
Key-operated switch	It is possible to convert to the "spring return" and "key cannot be removed" functions using the installed coding parts. MS1 and KMS1 standard locking devices, additional locking devices on request.				
	 17321E00	008	MS1, 2 switching positions	8602C3-008-B-M01-02-MS01	0.050
				8602C3-008-S-M01-02-MS01	0.050
			MS.., 2 switching positions	8602C3-008-B-M01-02-MS..	0.050
				8602C3-008-S-M01-02-MS..	0.050
	 17320E00	008	KMS1, 2 switching positions	8602C3-008-B-M01-02-KMS01	0.060
				8602C3-008-S-M01-02-KMS01	0.060
			KMS.., 2 switching positions	8602C3-008-B-M01-02-KMS..	0.060
				8602C3-008-S-M01-02-KMS..	0.060
	 17507E00	008	MS1, 3 switching positions	8602C3-008-B-M03-03-MS01	0.050
				8602C3-008-S-M03-03-MS01	0.050
			MS.., 3 switching positions	8602C3-008-B-M03-03-MS..	0.050
			8602C3-008-S-M03-03-MS..	0.050	
 17322E00	008	KMS1, 3 switching positions	8602C3-008-B-M03-03-KMS01	0.060	
			8602C3-008-S-M03-03-KMS01	0.060	
		KMS.., 3 switching positions	8602C3-008-B-M03-03-KMS..	0.060	
			8602C3-008-S-M03-03-KMS..	0.060	
Rotary actuator, axial	It is possible to convert to the "spring return" functions using the installed coding parts. Standard label provided separately, order additional labels				
	 17508E00	726	2 switching positions, 0/OFF I/ON label provided separately; not padlockable	8602C3-726-B-M01-02-E08	0.040
				8602C3-726-S-M01-02-E08	0.040
	 17509E00	726	3 switching positions, I 0 II label provided separately; not padlockable	8602C3-726-B-M03-03-E03	0.040
				8602C3-726-S-M03-03-E03	0.040
	 17510E00	727	2 switching positions, 0/OFF I/ON label provided separately; padlockable	8602C3-727-B-M01-02-E08	0.040
				8602C3-727-S-M01-02-E08	0.040
	 17511E00	727	3 switching positions, I 0 II label provided separately; padlockable	8602C3-727-B-M03-03-E03	0.040
			8602C3-727-S-M03-03-E03	0.040	
Order Number Supplement					
Sealing material	Silicone-free (NBR)			8602C3-xxx-B	
	Silicone			8602C3-xxx-S	

E4

Actuators

Series 8602/3

Selection Table







Version	Picture	Assembly	Description	Order number	Weight kg
Rotary actuator, large	The padlocking capability can be determined using the enclosed closing parts. The standard 0/OFF I/ON label is included in the uninstalled assemblies. Other labels must be ordered separately.				
		728	Black handle, black protective collar, Ø65, handle in 90° position, pre-installed with 0/OFF I/ON label	8602C3-728-B-90X-E02	0.036
				8602C3-728-S-90X-E02	0.036
		728	Black handle, black protective collar, Ø65, handle in 90° position, uninstalled	8602C3-728-B-90X-E08	0.040
				8602C3-728-S-90X-E08	0.040
		728	Black handle, black protective collar, Ø65, handle in 45° position, uninstalled	8602C3-728-B-45X-E08	0.040
				8602C3-728-S-45X-E08	0.040
		728	Black handle, black protective collar, Ø65, handle in 0° position	8602C3-728-S-00X-E02	0.040
		729	Red handle, yellow protective collar, Ø65, handle in 90° position, pre-installed with 0/OFF I/ON label	8602C3-729-B-90X-E02	0.036
				8602C3-729-S-90X-E02	0.036
		729	Red handle, yellow protective collar, Ø65, handle in 90° position, uninstalled	8602C3-729-B-90X-E08	0.040
				8602C3-729-S-90X-E08	0.040
	729	Red handle, yellow protective collar, Ø65, handle in 45° position, uninstalled	8602C3-729-B-45X-E08	0.040	
			8602C3-729-S-45X-E08	0.040	
	729	Red handle, yellow protective collar, Ø65, handle in 0° position, pre-installed with 0/OFF I/ON label	8602C3-729-S-00X-E02	0.040	
Order Number Supplement					
Sealing material	Silicone-free (NBR)		8602C3-xxx-B		
	Silicone		8602C3-xxx-S		

Actuators

Series 8602/3



Selection Table

Version	Picture	Assembly	Description	Order number	Weight kg
Rotary actuator, large	 17324E00	730	Red handle, yellow protective collar, Ø65, handle in 90° position, uninstalled	8602C3-730-B-90X-E08	0.040
			Red handle, yellow protective collar, Ø65, handle in 90° position, pre-installed with 0/OFF I/ON label	8602C3-730-S-90X-E08	0.040
	 17324E00	730	Red handle, yellow protective collar, Ø65, handle in 45° position, uninstalled	8602C3-730-B-45X-E08	0.040
				8602C3-730-S-45X-E08	0.040
	 17323E00	731	Black handle, black protective collar, Ø65, handle in 90° position, uninstalled	8602C3-731-B-90X-E08	0.040
			Black handle, black protective collar, Ø65, handle in 90° position, pre-installed with 0/OFF I/ON label	8602C3-731-S-90X-E02	0.040
	 17328E00	731	Black handle, black protective collar, Ø65, handle in 45° position, uninstalled	8602C3-731-B-45X-E08	0.040
				8602C3-731-S-45X-E08	0.040
Rotary actuator, small	0/OFF I/ON label provided separately. Cylinder lock not provided. Other labels must be ordered separately				
	 17325E00	734	Ø39, can be locked with one lock, 90° position	8602C3-734-B-90H-E08	0.040
				8602C3-734-S-90H-E08	0.040
	 17329E00	734	Ø39, can be locked with one lock, 45° position	8602C3-734-B-45H-E08	0.040
			8602C3-734-S-45H-E08	0.040	
Order Number Supplement					
Sealing material	Silicone-free (NBR)			8602C3-xxx-B	
	Silicone			8602C3-xxx-S	

E4

Actuators

Series 8602/3

Selection Table

Version	Picture	Assembly	Description	Order number	Weight kg
Mushroom stay-put button	 <p>17330E00</p>	010	39 mm mushroom diameter, red / yellow, with yellow backing plate, for EM-STOP function	8602C3-010-B	0.050
				8602C3-010-S	0.050
	 <p>17331E00</p>	012	39 mm mushroom diameter, black / black	8602C3-012-B	0.050
				8602C3-012-S	0.050
	 <p>17332E00</p>	015	55 mm mushroom diameter, red / yellow, with yellow backing plate, for EM-STOP function	8602C3-015-B	0.055
				8602C3-015-S	0.055
	 <p>17333E00</p>	712	55 mm mushroom diameter, black / black	8602C3-712-B	0.055
				8602C3-712-S	0.055
Twin pushbutton	 <p>17334E00</p>	023	with red and green button labels; select other labels from the accessories	8602C3-023-B	0.045
				8602C3-023-S	0.045
Indicator lamp bezel	 <p>17335E00</p>	054	with caps in all colors (red, green, white, blue, yellow)	8602C3-054-B-C06	0.024
				8602C3-054-S-C06	0.024
Illuminated pushbutton	 <p>17336E00</p>	735	with coloured labels in all colours (red, green, white, blue, yellow)	8602C3-735-B-C06	0.035
				8602C3-735-S-C06	0.035
Potentio- meter bezel	 <p>17337E00</p>	092	0-6; 0-10 and 0-100 labels, provided separately	8602C3-092-B-P04	0.035
				8602C3-092-S-P04	0.035
Order Number Supplement					
Sealing material	Silicone-free (NBR)			8602C3-xxx-B	
	Silicone			8602C3-xxx-S	

Actuators

Series 8602/3



Explosion Protection

Global (IECEX)	
Gas and dust	IECEX PTB 13.0047U Ex eb IIC Gb Ex tb IIIC Db
Europe (ATEX)	
Gas and dust	PTB 13 ATEX 1019 U ⊕ II 2 G Ex eb IIC Gb ⊕ II 2 D Ex tb IIIC Db
Certifications and certificates	
Certificates	IECEX, ATEX

Technical Data

Ambient conditions	
Operating temperature	Silicone-free (NBR) -20 to +60 °C Silicone: -60 to +70 °C
Maximum relative humidity	max. 50% (+40 °C) max. 90% (+20 °C)
Storage temperature	Silicone-free (NBR): -25 to +60 °C Silicone: -60 to +70 °C
Use at the height of	Actuators with silicone seals have coloured labels on the bottom. < 2,000 m

Mechanical data

Material	polyamide
Degree of protection	IP66 (IP68 on request)
Service life	≥ 100,000
Degree of pollution	3
Impact strength	7 J (EN 60079-0) min. IK08 (EN 62208) 4 J (EN 60079-0: illuminated pushbutton and indicator lamp bezel)
Dimensions	see dimensional drawings
Tightening torque of the locknut	3 Nm

Functions

Pushbutton actuator	Spring return function; interchangeable identification plates
Mushroom pushbutton actuator	Spring return function; replaceable designation labels; Ø 39 or Ø 55 mm mushroom diameter
Mushroom stay-put button actuator	Press to lock, turn right to unlock; mushroom diameter Ø 39 mm or Ø 55 mm in black or red / yellow, yellow backing plate enclosed, for use for EM-STOP function
Actuator for mushroom stay-put button (key lock, key release)	Press to lock, unlocking only possible via key; mushroom diameter Ø 39 mm red or black, yellow support plate enclosed, can be used for EM-STOP function; standard locking MS1
Key-operated switch actuator	Switch function with 2 or 3 latching positions; key removable in all positions; "spring return" and/or "key not removable" functions are codeable; MS1 or KMS1 standard locking devices
Twin pushbutton actuator	Spring return actuator; 2 pushbuttons in one actuator; interchangeable identification plates
Rotary actuator, axial	Switch function with 2 or 3 latching positions; black
Closing part	For closing off unused holes in cover Ø 30.5 mm
Rotary actuator, small	Switching function; black, Ø 39 mm
Rotary actuator, large	Switching function; black or red / yellow, Ø 65 mm
Potentiometer	Infinitely variable; black, Ø 39 mm
Illuminated pushbutton	Spring return / illumination function; replaceable colour filters; Ø 39 mm mushroom diameter
Indicator lamp	Illumination function; replaceable coloured caps; Ø 39 mm

E4










Actuators

Series 8602/3

Use of the actuators

			Type of possible built-in elements							Potential built-in elements for front installation	
			8082			8010	8208/24	8008	8006	8082/8010 adapter 227038	8008 with adapter 260081
			1/2 elements	3 elements	4 elements					max. 3 elements	
BG: 8602/3-xxx	Actuator	Actuation direction	Standard	Pressure plate SAP No.							
001	Pushbutton	axial	x	215436	215437	--	x	--	--	x	--
003	Mushroom pushbutton, black	axial	x	215436	215437	--	x	--	--	x	--
004	Mushroom pushbutton, red	axial	x	215436	215437	--	x	--	--	x	--
006	Mushroom stay-put button with key lock	axial	x	215436	215437	--	x	--	--	x	--
008	Key-operated switch	axial	2 x 253627	--	2 x 221707	--	--	--	--	2 x 253627	--
009	Mushroom stay-put button with key lock, EM-STOP	axial	x	215436	215437	--	x	--	--	x	--
010	Mushroom stay-put button, EM-STOP	axial	x	215436	215437	--	x	--	--	x	--
012	Mushroom stay-put button, black	axial	x	215436	215437	--	x	--	--	x	--
014	Mushroom pushbutton, red, Ø55	axial	x	215436	215437	--	x	--	--	x	--
015	Mushroom stay-put button, EM-STOP, Ø55	axial	x	215436	215437	--	x	--	--	x	--
023	Twin pushbutton	axial	x	--	2 x 221706	--	--	--	--	x	--
054	Indicator lamp bezel	--	--	--	--	x	--	--	--	--	--
092	Potentiometer bezel	radial	--	--	--	--	x	--	--	--	--
703	Mushroom pushbutton, black, Ø55	axial	x	215436	215437	--	x	--	--	x	--
712	Mushroom stay-put button, black, Ø55	axial	x	215436	215437	--	x	--	--	x	--
726	Axial rotary actuator, not padlockable	axial	2 x 253627	--	2 x 221707	--	--	--	--	2 x 253627	--
727	Axial rotary actuator, padlockable	axial	2 x 253627	--	2 x 221707	--	--	--	--	2 x 253627	--
728	Large rotary actuator, increased height, BK-BK	radial	--	--	--	--	--	x	x	--	x
729	Large rotary actuator, increased height, RD-YE	radial	--	--	--	--	--	x	x	--	x
730	Large rotary actuator, RD-YE	radial	--	--	--	--	--	x	x	--	x
731	Large rotary actuator, BK-BK	radial	--	--	--	--	--	x	x	--	x
734	Rotary actuator small, padlockable	radial	--	--	--	--	--	x	--	--	x
735	Illuminated pushbutton	axial	x	--	--	x	--	--	--	x	--











Accessories and Spare Parts

Designation	Figure	Description	Art. no.
Spare key		for all key-operated buttons and key-operated switches	
		standard locking MS1	107109
	10545E00	MS 2 ... 20	107110
		For tightening plastic locknut	169101
Pressure plates		Ø 37 mm	215436
	17607E00		
		Ø 48.5 mm	215437
	17608E00		
		for twin pushbutton	221706
	17609E00		
		for key-operated switch and axial rotary actuator 1 to 2 contact elements	253627
	18575E00		
		for BG008 key-operated switch and BG726/727 axial rotary actuator	221707
17610E00			
Mandatory accessories for UL versions (no UL approval without installation of these elements!)		for BG008 key-operated switch and BG726/727 axial rotary actuator	221707
	17610E00		
		Covering for BG054 beacon and BG092 potentiometer	252023
	19129E00		














Actuators

Series 8602/3

Accessories and Spare Parts

Designation	Figure	Description	Art. no.
Protective collar and locking devices	 19128E00	8602C3-751 plastic / red for mushroom stay-put button with key lock / mushroom stay-put button Ø 39	BG 006/009/010/012 257707
	 19127E00	8602C3-751 plastic / yellow for mushroom stay-put button with key lock / mushroom stay-put button Ø 39	BG 006/009/010/012 257708
	 17338E00	8602C3-752 for actuated mushroom stay-put button	BG 010/012 244869
		8602C3-753 for unactuated pushbutton	BG 001 244870
	 17340E00	8602C3-758 for unactuated mushroom stay-put button	BG 010/012 244874
	 17353E00	8602C3-754 for actuated pushbutton	BG 001 244871
	 17352E00	8602C3-755 for unactuated pushbutton	BG 001 244872
	 17351E00	8602C3-756 for actuated mushroom stay-put button	BG 010/012 244873
Label holder		for Ø 39 actuators	
	 17341E00	Size 1 label holder, without insert disc, 1-row label	223566
	 17342E00	Size 2 label holder, without insert disc, 1- or 2-row label	223567
	 17343E00	Size 3 label holder, without insert disc, 1-, 2- or 3-row label	223568

















Accessories and Spare Parts

Designation	Figure	Description	Art. no.
Insert discs for label holder		1-line Plain Material: PVC Colour: white Self-adhesive	238271
		1-line Labelling acc. to specification Material: PVC Colour: white Text colour: black Font: Arial Narrow Bold Self-adhesive	238274
		2-line Plain Material: PVC Colour: white Self-adhesive	238272
		2-line Labelling acc. to specification Material: PVC Colour: white Text colour: black Font: Arial Narrow Bold Self-adhesive	238275
		3-line Plain Material: PVC Colour: white Self-adhesive	238273
		3-line Labelling acc. to specification Material: PVC Colour: white Text colour: black Font: Arial Narrow Bold Self-adhesive	238276
Label, yellow, general		for Ø 39 actuator (EM-STOP)	223571
		for Ø 55 actuator (EM-STOP)	223572
		for special, Ø 55 actuator (EM-STOP), e.g. Type 8040	223573
		39x15 for plastic yellow protective collar Specify label text	260311
		Ø 69 for plastic white protective collar Specify label text	260300
		Ø 69 for plastic yellow protective collar Specify label text	260299
		Ø 69 for yellow protective collar Labelling: EM-STOP	260298














Actuators

Series 8602/3

Accessories and Spare Parts

Designation	Figure	Description	Art. no.
Label, small rotary actuator		Labels for small BG 734 rotary actuator	
		Ø 30.8; 0/OFF I/ON	227489
	17346E00		
		Ø 30.8; 0 I	227490
	17393E00		
		Ø 30.8; I 0 II	227491
	17394E00		
		Ø 30.8; 0 I	227492
	17395E00		
	Ø 30.8; 0/OFF o I/ON	227493	
17396E00			
	Ø 30.8; Manual 0 Auto	227494	
17397E00			
	Ø 30.8; plain	227495	
17425E00			
	Ø 30.8; Labelling acc. to specification; Specify label text	251299	
17425E00			
Label, axial rotary actuator		Labels for axial BG 726/727 rotary actuator	
		Ø 30.8; 0/OFF I/ON	240472
	17419E00		
		Ø 30.8; 0 o I	240473
	17420E00		
		Ø 30.8; I 0 II	240474
	17421E00		
		Ø 30.8; 0 I	240475
	17422E00		
	Ø 30.8; 0/OFF o I/ON	240476	
17423E00			
	Ø 30.8; Manual 0 Auto	240477	
17424E00			
	Ø 30.8; plain	227495	
17425E00			
	Ø 30.8; Labelling acc. to specification; Specify label text	251299	
17425E00			


















Accessories and Spare Parts

Designation	Figure	Description	Art. no.
Label, large rotary actuator		Labels for large BG 728/729/730/731 rotary actuator Ø 58; 0/OFF I/ON	227004
	17347E00		
		Ø 58; 0 operation I	227005
	17399E00		
		Ø 58; 0 I II	227006
	17400E00		
		Ø 58; I 0 II	227007
	17401E00		
		Ø 58; I II	227008
	17402E00		
		Ø 58; 0 I	227009
	17403E00		
		Ø 58; I 0 I 0	227010
	17404E00		
	Ø 58; Manual 0 Auto	227011	
17405E00			
	Ø 58; 0/OFF • I/ON	227012	
17406E00			
	Ø 58; 0/OFF I/ON, yellow	227013	
17407E00			
	Ø 58; 0 tripped I	256949	
20081E00			
	Ø 58; plain	227014	
18607E00			
	Ø 58; Labelling acc. to specification; Specify label text	251301	
18607E00			









Actuators

Series 8602/3

Accessories and Spare Parts

Designation	Figure	Description	Art. no.
Closing part		8602C3-733-B for closing unused holes in cover, Ø 30.5 mm, NBR	244306
		8602C3-733-S for closing unused holes in cover, Ø 30.5 mm, silicone	244307
Cylinder lock		for locking in the switched-off state (Ø 3 bracket)	107115
Symbol labels for pushbuttons and selector switches		Packing unit: 100 pieces Colour Text	
		blue Blank label without text	215427
		yellow Blank label without text	215428
		red Blank label without text	215423
		green Blank label without text	215424
		white Blank label without text	215426
		black Blank label without text	215425
		black I	227747
		green I	227750
		white I	227751
		black II	227754
		black II	227753
		red O	227740
		black O	227741
		red ↷	224243
		black ↗	227778

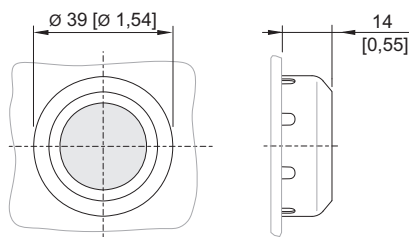
Accessories and Spare Parts

Designation	Figure	Description	Art. no.
Symbol labels for pushbuttons and selector switches	 16244E00	black EIN	227808
	 05579E00	red OFF	227814
	 09265E00	red Aus	227810
	 05631E00	black Aus	227811
	 16094E00	red STOP	227804
	 09269E00	blue RESET	227926
Colour filter	 17596E00	for illuminated pushbuttons All colours packaged	248684
Caps	 17597E00	for indicator lamps All colours packaged	248685

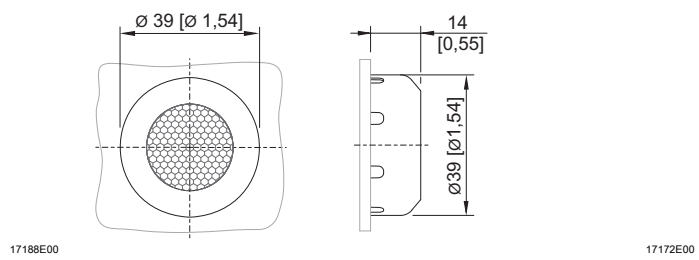
E4

Dimensional Drawings (All Dimensions in mm [inches]) – Subject to Alterations

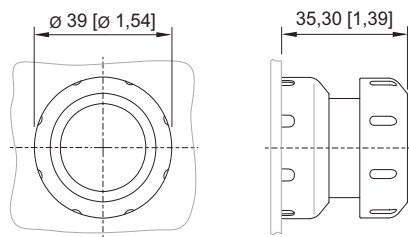
Actuators with axial actuation



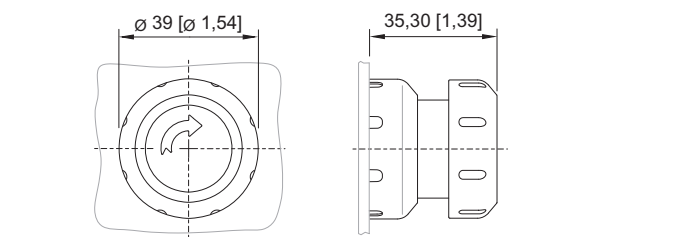
8602/3-001 Pushbutton



8602/3-735 Illuminated pushbutton



8602/3-003 Mushroom pushbutton, black
8602/3-004 Mushroom pushbutton, red / black

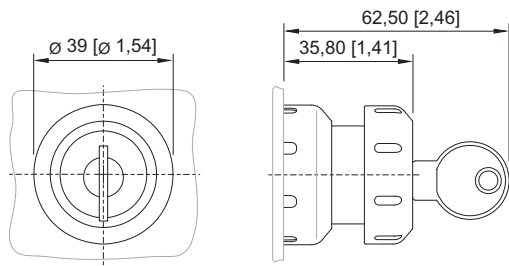


8602/3-010 Mushroom stay-put button red / yellow
8602/3-012 Mushroom stay-put button black / black

Actuators

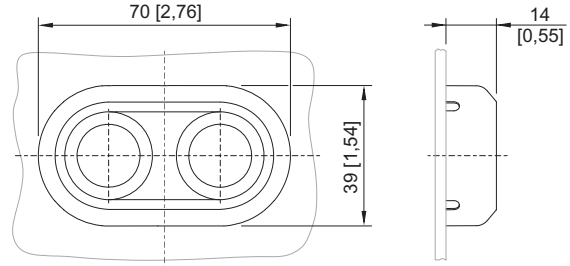
Series 8602/3

Dimensional Drawings (All Dimensions in mm [inches]) – Subject to Alterations



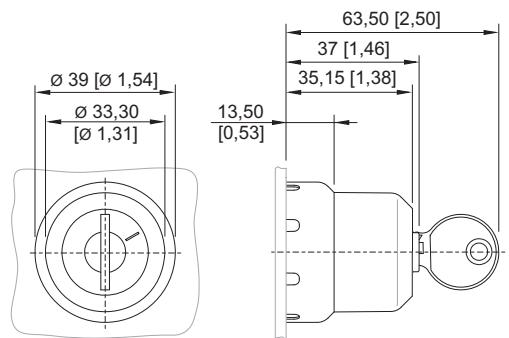
17187E00

8602/3-006 Mushroom stay-put button with key lock red / black
8602/3-009 Mushroom stay-put button with key lock red / yellow



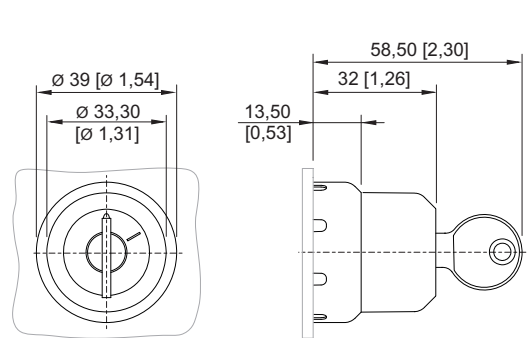
17177E00

8602/3-023 Twin pushbutton



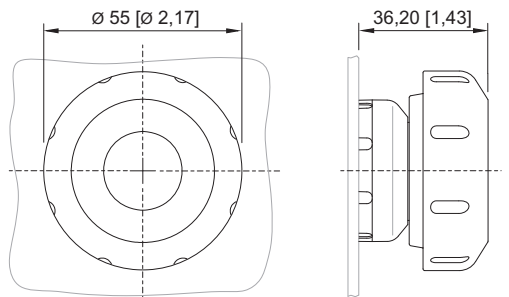
17180E00

8602/3-008 KMS Key-operated switch



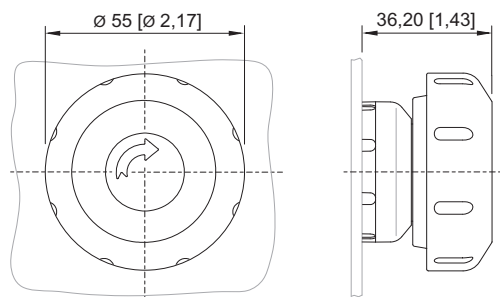
17349E00

8602/3-008 MS Key-operated switch



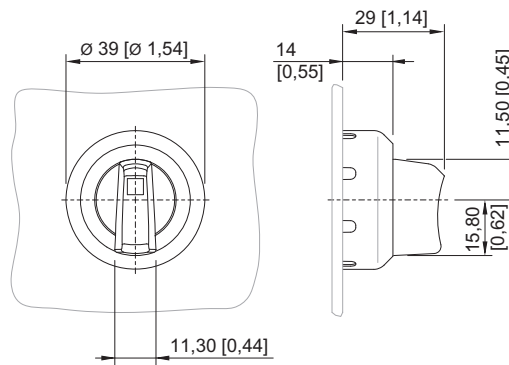
17179E00

8602/3-014 Mushroom pushbutton, red / black
8602/3-703 Mushroom pushbutton, black / black



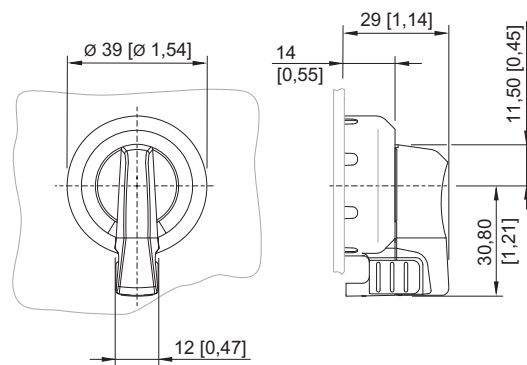
17178E00

8602/3-015 Mushroom stay-put button red / yellow
8602/3-712 Mushroom stay-put button black / black



17175E00

8602/3-726 Axial rotary actuator

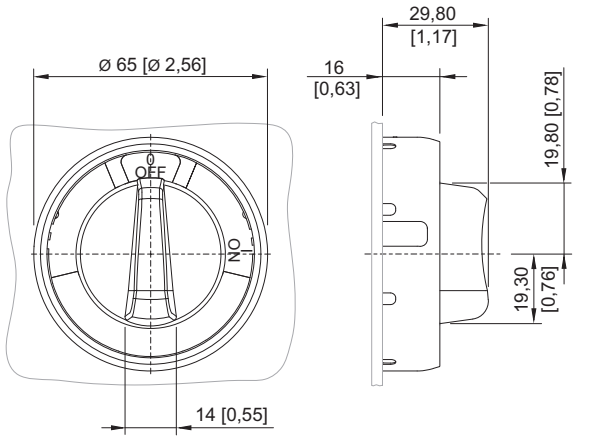


17174E00

8602/3-727 Axial rotary actuator

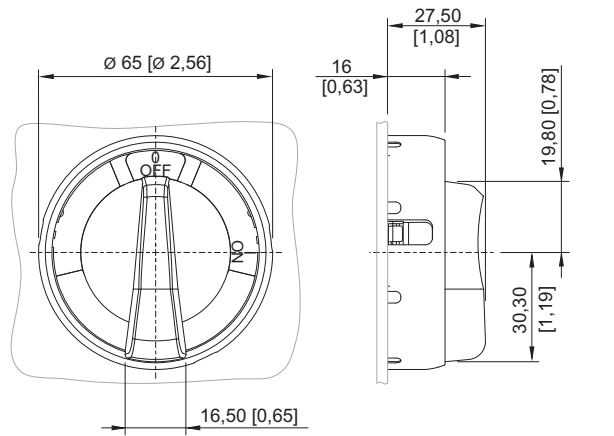
Dimensional Drawings (All Dimensions in mm [inches]) – Subject to Alterations

Actuators with radial actuation



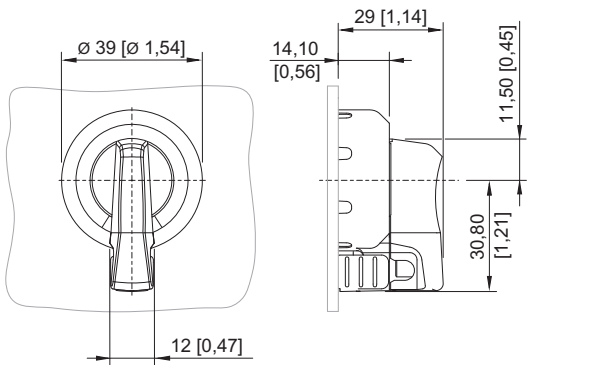
17184E00

8602/3-728 Rotary actuator, black handle, black protective collar
8602/3-729 Rotary actuator, red handle, yellow protective collar



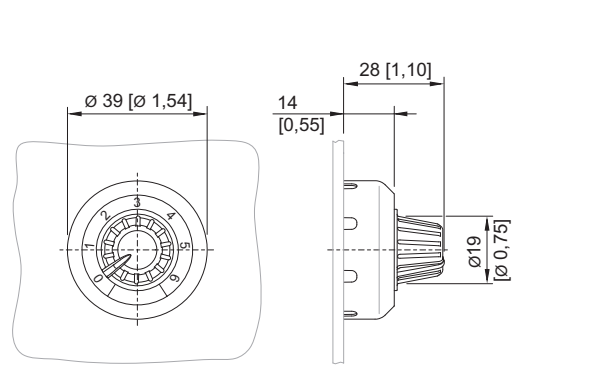
17182E00

8602/3-730 Rotary actuator, red handle, yellow protective collar
8602/3-731 Rotary actuator, black handle, black protective collar



17183E00

8602/3-734 Rotary actuator, can be locked with one lock



17176E00

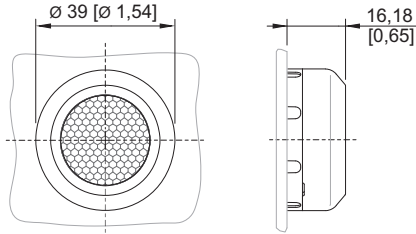
8602/3-092 Potentiometer bezel

Actuators

Series 8602/3

Dimensional Drawings (All Dimensions in mm [inches]) – Subject to Alterations

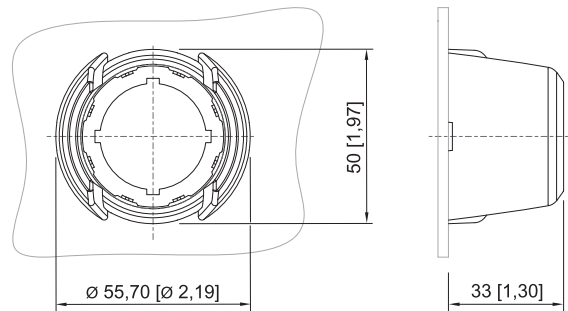
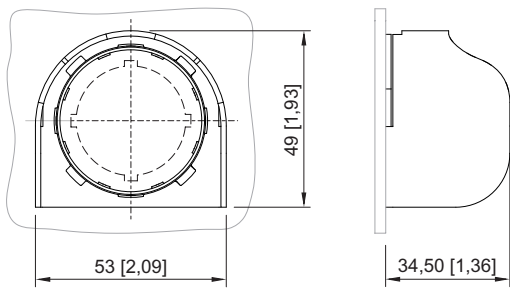
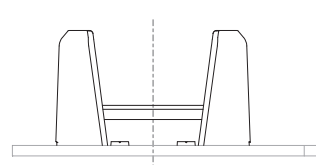
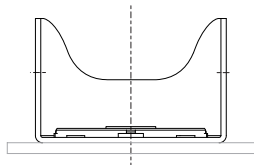
Actuators without actuation



17185E00

8602/3-054 Indicator lamp bezel

Protective collars



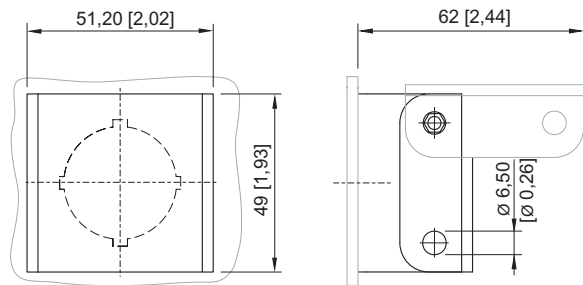
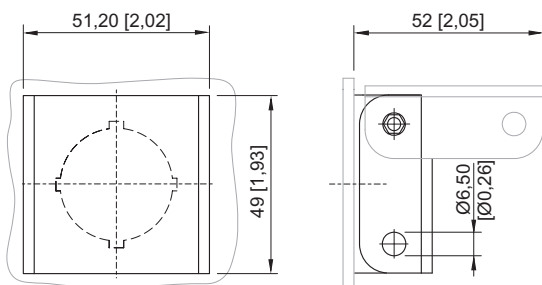
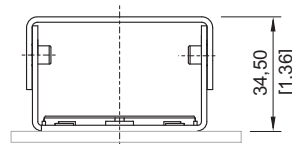
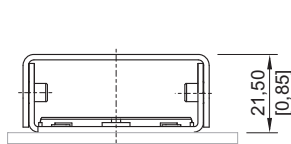
17171E00

19188E00

8602/3-751 protective collar 1.4571 for mushroom stay-put button EM-STOP

8602/3-751 protective plastic collar for mushroom stay-put button EM-STOP

Locking device



17169E00

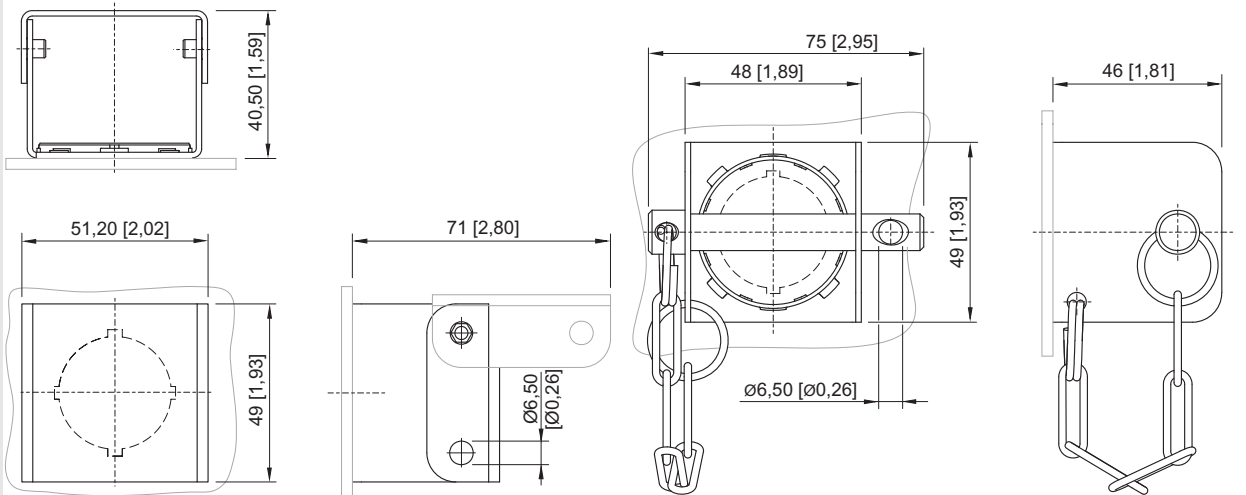
17170E00

8602/3-753 H19 locking device protective flap

8602/3-752 H29 locking device protective flap

Dimensional Drawings (All Dimensions in mm [inches]) – Subject to Alterations

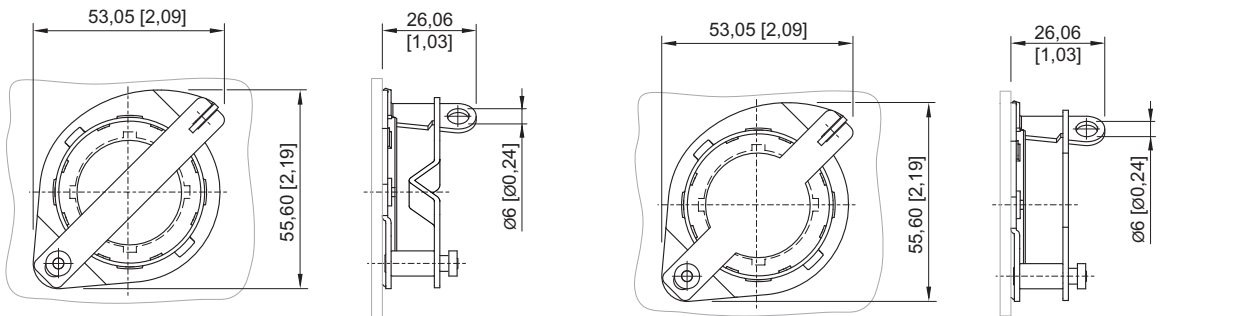
Locking device



8602/3-758 H38 locking device protective flap

8602/3-756 Locking device for actuated mushroom stay-put button

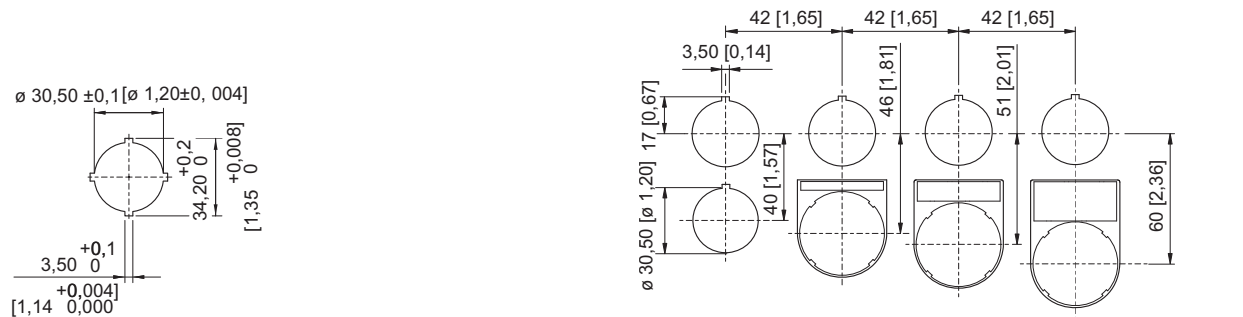
Locking device



8602/3-754 Locking device for actuated pushbutton

8602/3-755 Locking device for unactuated pushbutton

Perforation pattern



Single perforation pattern

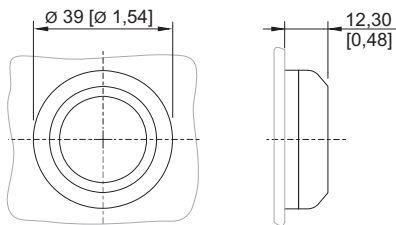
Label holder

Actuators

Series 8602/3

Dimensional Drawings (All Dimensions in mm [inches]) – Subject to Alterations

Accessories



17173E00

8602/3-733 Closing part

We reserve the right to make alterations to the technical data, dimensions, weights, designs and products available without notice. The illustrations cannot be considered binding.