



- Four channels for Ex i solenoid valves up to 40 mA
- Ex ia outputs with line fault monitoring and LED error and status indication for each channel plus SIL 2 shutdown input
- Modules in Zone 1 can be hot swapped

A4

WebCode 9475E







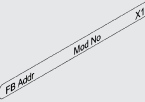
9475/32-04 series digital output modules for Zone 1 have four channels for actuating Ex i solenoid valves or indicator lamps. An additional Ex i control input is suitable for safe shutdown up to SIL 2. All outputs are short-circuit proof, galvanically separated from the system and individually monitored to check for wire breakage/short-circuiting.





	ATEX / IECEx						NEC 505						NEC 506						NEC 500					
	0	1	2	20	21	22	0	1	2	20	21	22	Class I	Class II	Class III	Class I	Class II	Class III						
Zone	•	•	•	•	•	•	•	•	•	•	•	•	•	•	•	•	•	•						
Ex interface	•	•	•	•	•	•	•	•	•	•	•	•	•	•	•	•	•	•						
Installation in	•	•	•	•	•	•	•	•	•	•	•	•	•	•	•	•	•	•						

Selection Table						
Product variant	Digital output module with "Plant STOP"					
Installation	Zone 1, Zone 2, Zone 21, Zone 22 and in the safe area					
Open-circuit voltage U_o	Ex i output rated operation	Internal resistance of outputs	Product Type	Art. No.	PS	Weight kg
17.9 V	11.3 V/40 mA	170 Ω	9475/32-04-12	210651	22	0.275
23.6 V	12.3 V/40 mA	287 Ω	9475/32-04-22	210652	22	0.275

Technical Data		
Variant	9475/32-04-12	9475/32-04-22
Explosion Protection		
Gas explosion protection IECEx	Ex ia [ia Ga] IIC T4 Gb	Ex ia [ia Ga] IIC T4 Gb
Gas explosion protection ATEX	Ⓔ II 2 (1) G Ex ia [ia Ga] IIC T4 Gb	Ⓔ II 2 (1) G Ex ia [ia Ga] IIC T4 Gb
Gas explosion protection EAC	1 Ex ia [ia Ga] IIC T4 Gb X	1 Ex ia [ia Ga] IIC T4 Gb X
Dust explosion protection IECEx	[Ex ia Da] IIIC	[Ex ia Da] IIIC
Dust explosion protection ATEX	Ⓔ II (1) D [Ex ia Da] IIIC	Ⓔ II (1) D [Ex ia Da] IIIC
Dust explosion protection EAC	[Ex ia Da] IIIC	[Ex ia Da] IIIC
Certificates	ATEX (DEK), Brazil (ULB), Canada (FM), EAC (STV), IECEx (DEK), India (PESO), Korea (KTL), SIL (exida), USA (FM)	ATEX (DEK), Brazil (ULB), Canada (FM), EAC (STV), IECEx (DEK), India (PESO), Korea (KTL), SIL (exida), USA (FM)
Ship approval	ABS, CCS, ClassNK, DNVGL, RINA	ABS, CCS, ClassNK, DNVGL, RINA
Safety Data		
Max. voltage U_o	19.7 V	25.7 V
Max. current I_o (Ex ia)	142 mA	110 mA

Technical Data		
Variant	9475/32-04-12	9475/32-04-22
Safety Data		
Max. current I_o (Ex ib)	53.8 mA	49.5 mA
Max. power P_o (Ex ia)	698 mW	708 mW
Max. power P_o (Ex ib)	617 mW	648 mW
Electrical Data		
Number of channels	4 Ex i outputs	4 Ex i outputs
Auxiliary Power		
Current consumption	210 mA	240 mA
Max. power consumption	5 W	5.8 W
Max. power dissipation outputs	4 W	4.5 W
Input		
Control input	Ex i control input X3	Ex i control input X3
Control input suitability	Switch-off up to SIL 2, low demand (IEC61508)	Switch-off up to SIL 2, low demand (IEC61508)
Control input function	"Plant STOP" to switch off all outputs	"Plant STOP" to switch off all outputs
Mechanical Data		
Degree of protection IP (IEC 60529)	IP20	IP20
Width	96.5 mm	96.5 mm
Height	67 mm	67 mm
Length	128 mm	128 mm

Accessories and Spare Parts				
Figure	Description	Art. No.	Weight kg	
Pluggable terminal				
	2.5 mm ² with lock, 16-pole, screw connector, blue, for connecting the field signals to I/O modules, for intrinsically safe field circuits Labelling: 1 ... 16 Attention: An additional terminal is necessary for I/O module Series 9470 and 9482. Labelling: 17 ... 32	162702	0.028	
	2.5 mm ² with lock, 16-pole, spring clamp connection, blue, for connecting the field signals to I/O modules, for intrinsically safe field circuits, incl. test jacks Labelling: 1 ... 16 Attention: An additional terminal is necessary for I/O module Series 9470 and 9482. Labelling: 17 ... 32	162695 ▲	0.028	
Electronic relay				
	The electronic relay module 9174 is used to switch Ex e loads by using intrinsically safe control signals. Input: Ex i Output: 48 V / 2 A DC, Ex e	212340	0.110	
	The electronic relay module 9174 is used to switch Ex e loads by using intrinsically safe control signals. Input: Ex i Output: 250 V / 1 A DC, Ex e	212431	0.110	
LED Indicator Lamp Ex i				
	LED indicator lamp for intrinsically safe circuits 8010/3-02, Ex i	237972	0.035	
Labelling strips				
	"FB Addr ... Mod No ..." for pluggable terminal, sheet with 26 strips	162788	0.001	

Accessories and Spare Parts			
Figure	Description	Art. No.	Weight kg
DIN A4 sheet			
	For label plate on I/O modules; 6 labels on each sheet; print-out using IS Wizard; packaging unit = 20 sheets	162832	0.001
Partition			
	For mounting between intrinsically safe and non-intrinsically safe connections of the I/O modules, in order to adhere to the required 50 mm distance	220101 ▲	0.010
Warning sign			
	"Clean modules only with a damp cloth."	162796	0.001
Resistor error message suppression			
	The resistors are used to suppress error messages for unused I/O channels Resistance value: 5K6 / 0.5 W Suitable for: AIM 9468; DIOM 9470; DIOM 9471; DIOM 9472; DOM 9475 For intrinsically safe circuits (simple apparatus according to EN 60079-11)	244911	-

Dimensional Drawings (All Dimensions in mm [inches]) – Subject to Alterations

